

"I find the great thing in this world is not so much where we stand, as in what direction we are moving - we must sail sometimes with the wind and sometimes against it - but we must sail, and not drift, nor lie at anchor." - Oliver Wendell Holmes, Jr.



## ChaNNels Monthly Newsletter – March, 2018

.....

### Table of Contents

<b>Commodore's Log</b>	<b>2</b>
<b>E-Signatures: So, You've Joined the Digital Revolution? Nice!</b>	<b>5</b>
<b>Racing Schedule 2018</b>	<b>11</b>
<b>Racing Rules Corner</b>	<b>12</b>
<b>River and Bay</b>	<b>14</b>
<b>Upcoming SCOW Events</b>	<b>14</b>

# Commodore's Log



I took a picture of the wreck located at the “WR6A” buoy in the Four Mile Channel during low tide on March 3, 2018. Consistent, heavy winds blew the water downstream. A very rare sight!

**By Joe Leoncio**

Ahoy!

We've got a new editor, Chip Lubsen, who has graciously volunteered to help me out with the newsletter. It's a huge weight off of my shoulders. Thank you, Chip!

## March News

March has been a cold, wintry month, and I'm so glad that most of it is behind us. If you missed the **Re-up Lunch**, please make sure you renew your membership which expires on March 31st. This is especially important for skippers. If your skipper certification lapses, then you'll need to complete a water checkout to get recertified as a skipper.

Other than the Re-up Lunch, the important things that you need to note are **Maintenance Day and Rub Off the Rust this Saturday, March 24th**. Maintenance Day was postponed due to weather so we're going to have both on the 24<sup>th</sup> - Maintenance Day from 9 till noon and Rub Off the Rust from 1:00 till we get 'er done. We'll be serving pizza at the lunch hour - come out and volunteer in the morning, then learn (rub off the rust) in the afternoon.

Now let's look at what's happening in April!

## **Training**

SCOW is the premier club for anyone that is determined to learn how to sail. While we offer instruction on the fundamentals of sailing and an excellent introduction to cruisers, the real value comes from the numerous opportunities to practice sailing and seamanship through the rest of the programs that SCOW has to offer. My advice to our students (club members) is to participate in as many of our club events as possible, i.e. social sail, racing, river and bay events, maintenance, etc. Every connection and new friendship that you make with other club members significantly increases the opportunities that you have to spend time on the water and the value of your membership.

Fostering the next generation of sailors is integral to our mission to promote the sport of sailing. If you're a certified skipper, please consider volunteering as a tutor and/or trainer. You're in a unique position to make a real difference in the life of another person by teaching them to sail.

## **Social Sail**

By popular demand, social sail starts up in April. As long-time member, Thom Unger, mentioned to me, social sail is like our clubhouse. It's a chance for members and guests to get together every week for sailing fun and fellowship. Thanks to Jim Klein for stepping up as assistant to the Social Director Julie Pixler. Jim will help us in recruiting volunteers for the event. We only need a small handful of people each week to lead the event as dock masters, assistant dock masters, chefs, and skippers. Please get in touch with me ([commodore@scow.org](mailto:commodore@scow.org)), Julie ([social@scow.org](mailto:social@scow.org)), or Jim ([jimk4490@gmail.com](mailto:jimk4490@gmail.com)) to lend a hand.

## **Racing**

Wednesday night races and the Spring Series racing start in April, too. These events are exclusive to SCOW members regardless of their experience level. They're a great way for any beginner sailor to learn from more experienced sailors, and they're a lot of fun. Even if you don't race, you could still volunteer to join the race committee which manages each race. You get front row seats to the races and you get to spend a few hours hanging out on one of our cruisers! If you're interested in getting involved, Racing Director Dave Beckett can be reached at [racing@scow.org](mailto:racing@scow.org).

## **River and Bay**

River and Bay Director Marie Brennan has the Potomac Watershed Cleanup and a full-moon raft-up on the calendar. I'm definitely going to both (or will try to if the spots don't fill up!) Last year's Potomac Watershed cleanup was the first one that I had ever attended. It was more of an adventure than I had anticipated as we explored the riverbank. A couple of our members brought kayaks to support the land-based volunteers by ferrying supplies and hauling out garbage. I think that was the first time in our club's history that that had ever been done!

Hopefully this year, the weather will be more cooperative with our raft-up plans. If you're a cruiser skipper, please consider skippering for one of these raft-up events. We all know how much fun they are!

## **Wear your life vests until April 30th**

As the weather warms up, we'll all be spending a lot more time on the water. While the air temperatures may be warm, the water is still cold enough to be dangerous so please wear your life vests and make sure

that your fellow crew members wear theirs, too. If you sail on one of our club boats, wearing life vests is mandatory through April 30th.

When the water is this cold, life vests could mean the difference between life and death. Last week, 14 people were rescued after their boats capsized. <https://wtop.com/dc/2018/03/14-rescued-from-potomac-after-two-boats-overturn/> Thankfully, there were no fatalities!

Unfortunately, someone died last year and he wasn't wearing a life vest. [https://www.washingtonpost.com/local/public-safety/man-dies-after-canoe-capsizes-in-potomac-river/2017/05/28/8e1f2c32-434a-11e7-adba-394ee67a7582\\_story.html?utm\\_term=.2c6e6f2b5edd](https://www.washingtonpost.com/local/public-safety/man-dies-after-canoe-capsizes-in-potomac-river/2017/05/28/8e1f2c32-434a-11e7-adba-394ee67a7582_story.html?utm_term=.2c6e6f2b5edd)

As we head into April, I look forward to seeing you all more often. Thank you all for making this club such a wonderful experience for me and for each other!

Sincerely,

Joe Leoncio  
Commodore  
Sailing Club of Washington  
703-314-7583

---

[Back to Table of Contents](#)

# E-Signatures: So, You've Joined the Digital Revolution? Nice!

By **Richard Kaiser**

As you probably know by now, SCOW is going paperless – or at least we're going to give it a try. Think of all of the paper, postage, storage space and extra effort paper wastes. And, tracking down lost paper in the US Mail is a whole other story. In this article, we're going to show you two different ways to sign your new SCOW agreements.

Option 1: Signing with a digital ID

Option 2: Fill and Sign – sort of like drawing with your mouse.

The first step is to download a new copy of Adobe Reader DC – You probably use Adobe Reader for viewing all of your PDF documents. Well, download the latest Reader to give you digital signature support.

Download your copy of Adobe Reader DC here:

<https://helpx.adobe.com/acrobat/kb/install-reader-dc-mac-os.html> (Web page for Mac and PC versions)

Now take a look at the two signing options below.

## OPTION 1: SIGNING WITH A DIGITAL ID

If you **DO NOT** already have a Digital ID/Signature, the following steps will help to create one. A **digital ID** is like an electronic driver's license or passport that proves your **identity**. A **digital ID** usually contains your name and email address, at a minimum (an assigned serial number, and expiration date are optional).

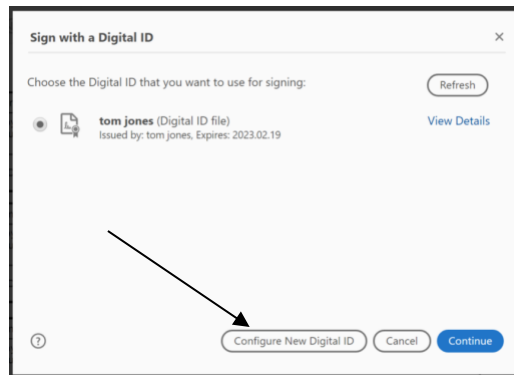
**To digitally sign your SCOW Membership application/renewal using Adobe Acrobat Reader DC:**

1. On **page 2**, enter the **Member's Full Name**, check "**I verify I am 18 years of age or older.**"
2. **Check the "I Accept"** box, enter the **Date Signed** and **click in the Signature block to sign digitally**, indicating you read and understand the Membership Agreement and are bound by its terms.

SAILING CLUB OF WASHINGTON MEMBERSHIP AGREEMENT FAMILY MEMBERS		
<b>PRIMARY</b> Member's Full Name:	Charles E. Bar	I verify I am 18 years of age or older. <input checked="" type="checkbox"/>
I understand that by checking the "I Accept" box, along with my signature below, is the legally binding equivalent to my handwritten signature attesting that I have read and understand the Membership Agreement and am bound by its terms.		
I Accept <input checked="" type="checkbox"/>	Date Signed 03/17/2018	Signature <input type="text"/>
<b>ADDITIONAL</b> Member's Full Name:		I verify I am 18 years of age or older. <input type="checkbox"/>
I understand that by checking the "I Accept" box, along with my signature below, is the legally binding equivalent to my handwritten signature attesting that I have read and understand the Membership Agreement and am bound by its terms.		
I Accept <input type="checkbox"/>	Date Signed	Signature

3. After clicking in the **Signature** block, choose one of the following:
  - a. Select an existing ID (then continue with step 11) **OR**;

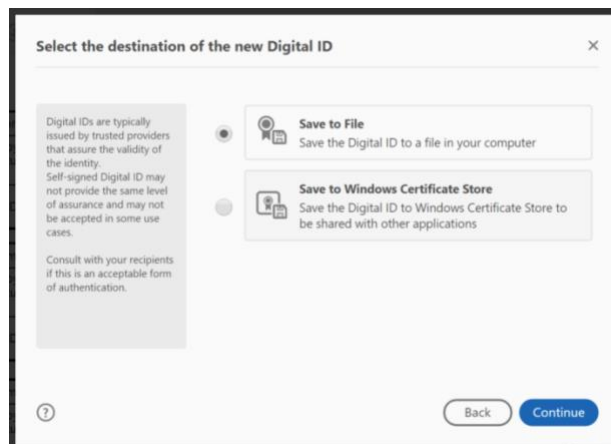
- b. Select “**Configure New Digital ID**” (This option is also used for **additional** family members signing digitally.)



4. After selecting “**Create a New Digital ID**”, click **Continue**.



5. Choose “**Save to File**”, click **Continue**.



6. Enter the **identity information** which displays when the form is signed digitally. **Full Name** and **Email Address** are sufficient for SCOW purposes, click **Continue**.

**Create a self-signed Digital ID**

Enter the identity information to be used for creating the self-signed Digital ID.

Digital IDs that are self-signed by individuals do not provide the assurance that the identity information is valid. For this reason they may not be accepted in some use cases.

Name: Charles E. Barr

Organizational Unit: Enter Organizational Unit...

Organization Name: Enter Organization Name...

Email Address: ceb@gmail.com

Country/Region: US - UNITED STATES

Key Algorithm: 2048-bit RSA

Use Digital ID for: Digital Signatures

Buttons: Back, Continue

7. Determine a location where you want to save the Digital ID; use the default location or Browse to a new one.
8. **Apply a password to protect the Digital ID:** enter a password of your choice (*passwords must be at least 6 characters long and are case sensitive; green indicates a strong password*).
9. **Confirm the password** by entering it again.
10. Click **Save**.

**Save the self-signed Digital ID to a file**

Add a password to protect the private key of the Digital ID. You will need this password again to use the Digital ID for signing.

Save the Digital ID file in a known location so that you can copy or backup it.

Your Digital ID will be saved at the following location:

C:\Users\Maria\AppData\Roaming\Adobe\Acrobat\DC

Buttons: Browse

Apply a password to protect the Digital ID:

Confirm the password:

Buttons: Back, Save

11. **Choose your Digital ID** for signing, then click **Continue**.

**Sign with a Digital ID**

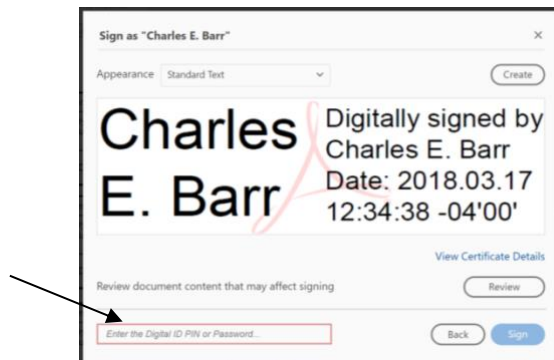
Choose the Digital ID that you want to use for signing:

Buttons: Refresh

- Charles E. Barr (Digital ID file)  
Issued by: Charles E. Barr, Expires: 2023.03.17  
View Details
- tom jones (Digital ID file)  
Issued by: tom jones, Expires: 2023.02.19  
View Details

Buttons: Configure New Digital ID, Cancel, Continue

12. Enter the **Digital ID Password** (*bottom of the screen*), then click **Sign**.



13. After each signature, choose a **location** and enter a **file name**. You can save the signed document with a new name or use the default and add your family name. (*When **adding** family members, you may keep the file name the same, and choose to **REPLACE** the existing file.*)

14. Select **Save**.

#### NOTES:

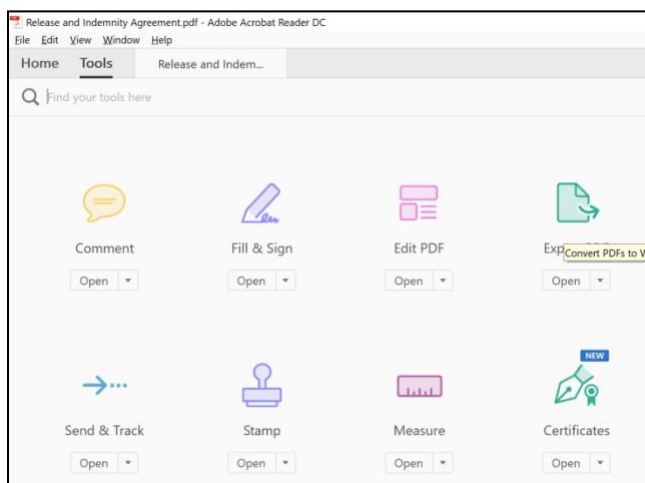
- Repeat steps 1 through 14 to add family members and their digital IDs.
- You **MUST** save the document each time you add a new digital ID.
- You can save the new document using the original name or a new name.

## OPTION 2: FILL AND SIGN (not a digital signature – but still works for SCOW’s purposes)


### To sign or initial your form


To sign a PDF form, you can type, draw, or insert an image of your handwritten signature or initials.

1. Open the PDF document or form that you want to sign.
2. Choose **Tools > Fill & Sign**.





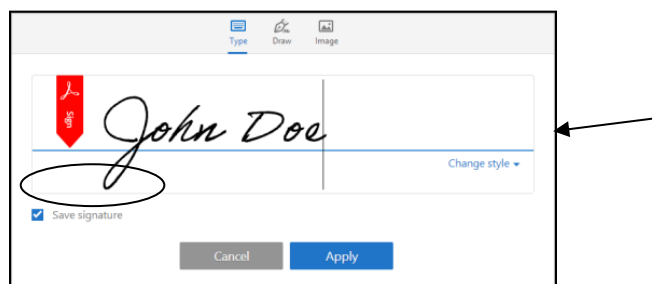
3. Click the **Sign** icon  in the toolbar, and then choose whether you want to add your signature or just initials. If you have already added signatures or initials, they are displayed as options to choose from.



4. If you've already added your signature or initials, just select it from the Sign options, and then click at the place in the PDF where you want to add your signature. Skip to step 5.

If you are signing for the first time, you see the Signature or Initials panel. Below is an example of the Signature panel. Click **Add Signature**.

*You can choose to type, draw, or import a signature image. Added signatures and initials are saved for future use.*



**Type:** Type your name in the field. You can choose from a small selection of signature styles; click **Change Style** to view a different style.

**Draw:** Draw your signature in the field.

**Image:** Browse and select an image of your signature.

**Save Signature:** When this check box is selected, and you're signed in to Acrobat Reader or Acrobat, the added signature is saved securely in Adobe Document Cloud for reuse.

Click **Apply**, and then click at the place in the PDF where you want to place the signature or initial.

5. To move the placed signature or initial, click the field to highlight it and then use the arrow keys. To resize the field or delete the field, use the options in **Field Toolbar**.

SAILING CLUB OF WASHINGTON MEMBERSHIP AGREEMENT FAMILY MEMBERS		
<b>PRIMARY</b> Member's Full Name:	Charles E. Bar	I verify I am 18 years of age or older. <input checked="" type="checkbox"/>
I understand that by checking the "I Accept" box, along with my signature below, is the legally binding equivalent to my handwritten signature attesting that I have read and understand the Membership Agreement and am bound by its terms.		
I Accept <input checked="" type="checkbox"/>	Date Signed 03/17/2018	Signature <i>John Doe</i>
<b>ADDITIONAL</b> Member's Full Name:		I verify I am 18 years of age or older. <input type="checkbox"/>
I understand that by checking the "I Accept" box, along with my signature below, is the legally binding equivalent to my handwritten signature attesting that I have read and understand the Membership Agreement and am bound by its terms.		
I Accept <input type="checkbox"/>	Date Signed	Signature

**Note:** If you want to use an image as your signature:

- Sign your name in black ink on a clean, blank sheet of white paper. Sign in the middle of the paper so you don't photograph or scan the edges.
- Photograph or scan your signature.
- Transfer the photo or scan to your computer. Acrobat/Reader accepts JPG, JPEG, PNG, GIF, TIFF, TIF, and BMP files. You do not need to crop the image. Acrobat/Reader imports just the signature if the photo or scan is fairly clean.

I know that seemed like a long process, but once you get the hang of it you can sign any PDF with your digital signature, because you can now sign practically any document and impress your friends and neighbors. Better yet, you just saved yourself postage, printer ink, a tree or two and the hassle of waiting for delivery. Also, you've just saved our Membership and Skipper Director hours of extra work - THANK YOU!

Questions? Send me an e-mail: [vice@scow.org](mailto:vice@scow.org)

.....

[Back to Table of Contents](#)

# Racing Schedule 2018



Photo: Close downwind finish at the 2017 SCOW Spring Championship Regatta

## Spring

<b>Wed Night Races Start:</b>	<b>4 Apr</b>
Spring Series I:	22 Apr, 29 Apr, 6 May
Spring Series II:	20 May, 3 Jun, 10 Jun
Spring Championship:	30 Jun
<b>PRSA Spring Regatta:</b>	<b>26-27 May</b>

## Fall

Fall Series I:	19 Aug, 26 Aug, 1 Sep
Fall Series II:	2 Sep, 9 Sep, 30 Sep
Fall Championship:	7 Oct
<b>Leukemia Cup:</b>	<b>8 Sep</b>
<b>PRSA Presidents Cup:</b>	<b>15-16 Sep</b>
<b>Wed Night Races End:</b>	<b>17 Oct</b>

# Racing Rules Corner

Here is a case study from World Sailing, the international governing body of sailboat racing. It is a good supplement to the discussion we had at the Racing Rules seminar about Rule 17 and Proper Course when boats are on the same tack and overlapped. It drives home the following two key messages:

1. The windward boat must keep clear.
2. The perceived proper course for two overlapped boats may be different and the leeward boat's proper course is the one that matters.

## Case 14

### Definitions, Proper Course

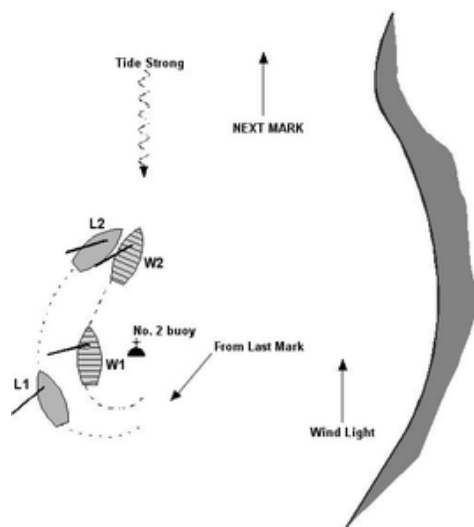
### Rule 11, On the Same Tack, Overlapped

### Rule 14, Avoiding Contact

### Rule 16.1, Changing Course

### Rule 17, On the Same Tack; Proper Course

*When, owing to a difference of opinion about a leeward boat's proper course, two boats on the same tack converge, the windward boat must keep clear. Two boats on the same leg sailing near one another may have different proper courses.*



## Summary of the Facts

After rounding the windward mark in light wind the fleet divided, some boats sailing towards shore to get out of the tide and others remaining offshore in hopes of a better wind. L had established an overlap to leeward of W from clear astern while within two of her hull lengths of W, and they rounded the mark overlapped. W chose to remain offshore, while L began to luff slowly and informed W of her intention to

go inshore. W replied "You have no right to luff" L replied that she was sailing her proper course and W was required to keep clear. The discussion took some time. L continued to gradually change course, and at no time did W state that she was unable to keep clear. The boats touched and both protested. The protest committee disqualified L under rule 17 for sailing above her proper course, and she appealed.

### **Decision**

When, owing to a difference of opinion on the proper course to be sailed, two boats on the same tack converge, W is bound by rule 11 to keep clear and by rule 14 to avoid contact.

This case illustrates the fact that two boats on the same leg sailing very near to one another can have different proper courses. Which of two different courses is the faster one to the next mark can not be determined in advance and is not necessarily proven by one boat or the other reaching the next mark ahead.

The basis for W's protest was that L sailed above her proper course while subject to rule 17. L's defense and counter-protest were that she had decided that the inshore course out of the tide would result in her finishing sooner and that, therefore, the course she was sailing was her proper course. In addition, L argued that W had broken rules 11 and 14.

The facts found do not show that L sailed above her proper course; therefore she did not break rule 17. When L luffed slowly between positions 1 and 2, W had room to keep clear, so L did not break rule 16.1. L could have avoided contact with W. By not doing so, she broke rule 14, but is exonerated for breaking it because she was the right-of-way boat and the contact caused no damage or injury.

By failing to keep clear of L, W broke rule 11. W could have avoided the contact, and by not doing so she too broke rule 14, but she is not exonerated.

L's appeal is upheld. L is reinstated, and W is disqualified for breaking rules 11 and 14.

.....

[Back to Table of Contents](#)

## River and Bay

A few updates from River and Bay! Spring is right around the corner- I know everyone's anxious to get back on the water like I am. River and Bay will be hosting a gathering at our favorite, Tim's River Short on March 31<sup>st</sup> for their monthly Moonlight Bonfire on the beach! This is not a sailing event - feel free to meet us around 6pm to secure seats!

We also have another special event we do every year, the Potomac River Watershed Cleanup! Please join us April 14<sup>th</sup> at 10am to help clean up our park and marina. This is a family friendly event, light snacks and drinks will be provided. Please wear clothes that can get dirty! Last year we collected over 100 bags of Trash. Hope to see you all there!

Our traditional monthly moonlight raft ups have been posted on the calendar. I will send an email out 7-10 days prior to event to start sign up. We will of course keep an eye on the weather closer to the event. Please let me know if you are a skipper and interested in volunteering to skipper these events! Hopefully as the weather gets nicer, we will arrange lots more fun events on the river.

See you all soon,

Marie

## Upcoming SCOW Events

- April 2 - BOD Meeting
- April 4 - Wednesday night racing
- April 5 - Social Sail
- April 11 - Wednesday night racing
- April 12 - Social Sail
- April 14 - Potomac River Clean Up
- April 18 - Wednesday night racing
- April 19 - Social Sail
- April 22 - Spring Series 1 (Scot Racing)
- April 25 - Wednesday night racing
- April 26 - Social Sail / Burning of the Socks BBQ
- April 27 - Full Moon Raft-Up
- April 29 - Spring Series 1 (Scot Racing day 2)

Check [SCOW.ORG](http://SCOW.ORG) for all membership events

[Back to Table of Contents](#)

[READ MORE ON OUR WEBSITE](#)

